



SAEZ

CRANES

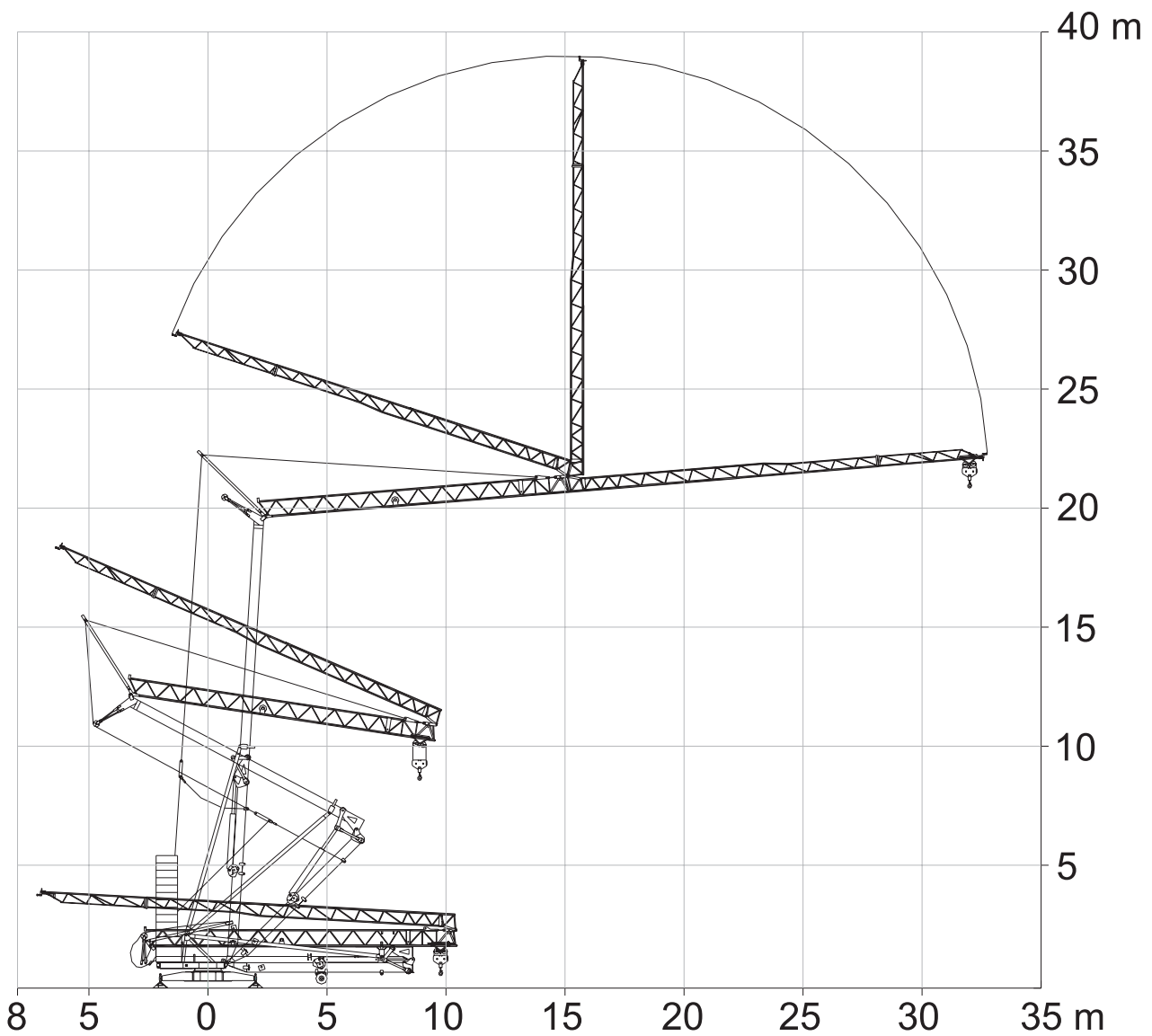
H-32

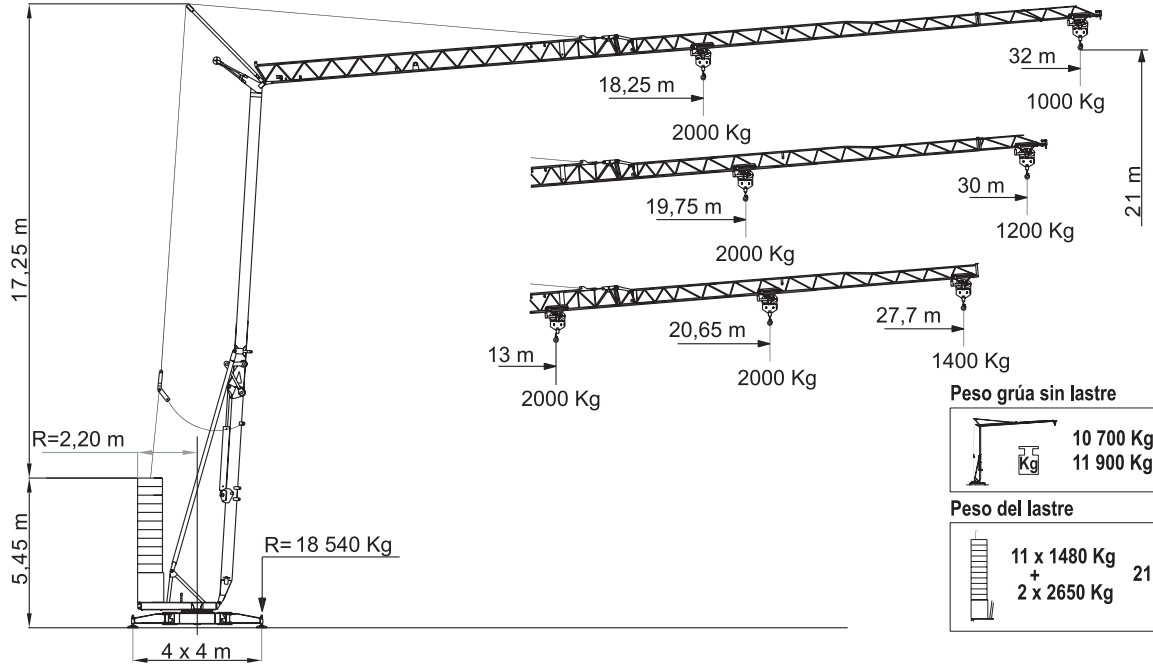
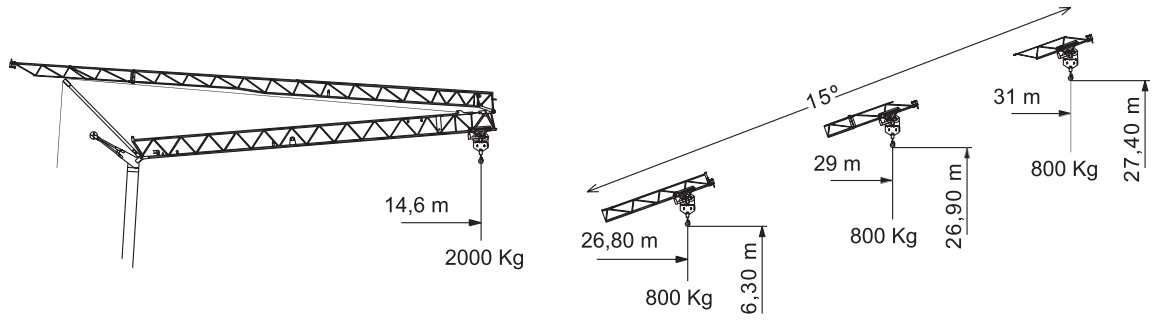
H-32

SR / 2T

DR / 4T OPCIONAL

Montaje
Erection
Montage
Montage
Montaggio



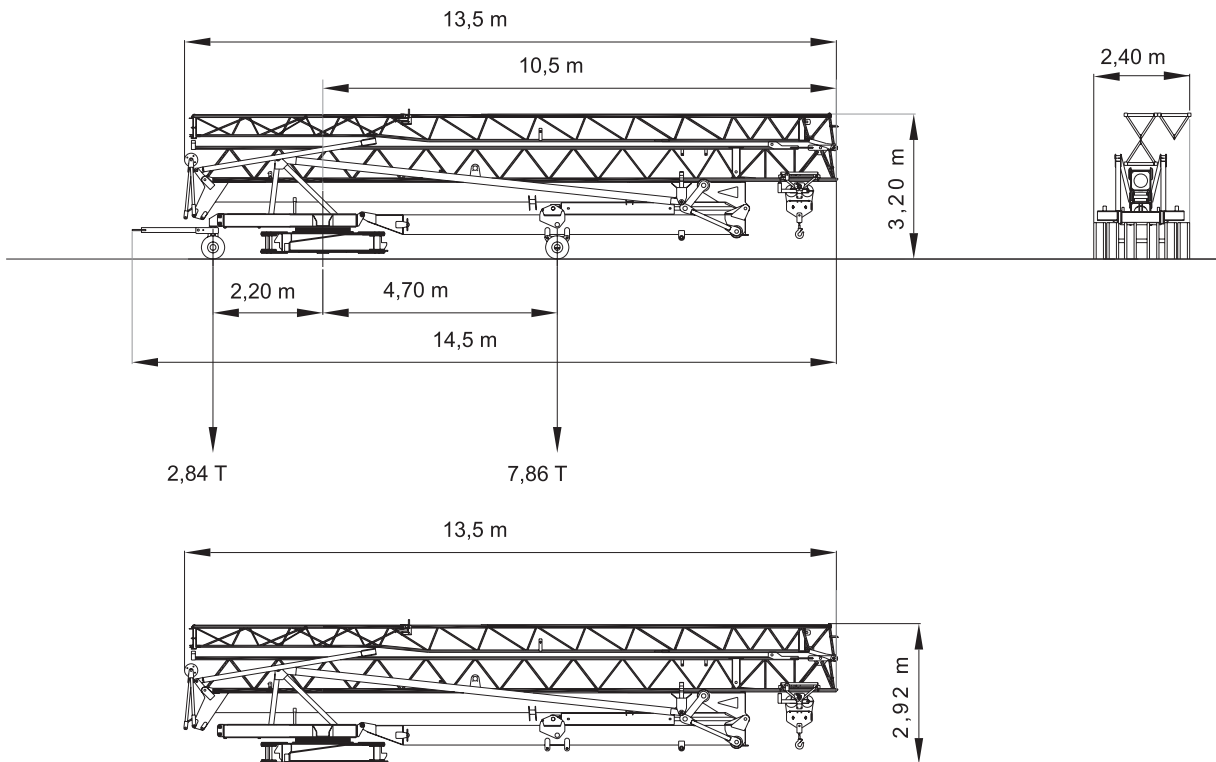


Peso grúa sin lastre

| | |
|--|-------------------|
| | 10 700 Kg SR / 2T |
| | 11 900 Kg DR / 4T |

Peso del lastre

| | | |
|--|---------------|-----------|
| | 11 x 1480 Kg | 21 580 Kg |
| | + 2 x 2650 Kg | |




Windzone A-B / DIN 15019

Viento max. fuerza de servicio 150km/h
 Maximun wind speed out of service 150 km/h
 Maximale windstärke, ohne Betrieb 150 km/h
 Vent maximum, hors service 150 km/h
 Vento max, fuori di servizio 150 km/h



Curvas de cargas
Load diagrams
Lastkurven
Courbes de charges
Curve di carico



11 x B = 16280 Kg
+
2 x A = 5300 Kg
21580 Kg

| | |
|------|----|
| 14,6 | m |
| 2000 | Kg |

11 x B = 16280 Kg
+
2 x A = 5300 Kg
21580 Kg

| | | | |
|------|------|------|----|
| 13,7 | 14,1 | 14,6 | m |
| 4000 | 3866 | 3700 | Kg |



11 x B = 16280 Kg
+
2 x A = 5300 Kg
21580 Kg

| | | | | | | | | |
|-------|------|------|------|------|------|------|------|----|
| 18,25 | 20 | 22 | 24 | 26 | 28 | 30 | 32 | m |
| 2000 | 1788 | 1590 | 1428 | 1293 | 1180 | 1083 | 1000 | Kg |

| | | | | | | | | | | | | | |
|------|------|------|------|------|-------|------|------|------|------|------|------|-----|----|
| 10,5 | 12 | 14 | 16 | 18 | 18,25 | 20 | 22 | 24 | 26 | 28 | 30 | 32 | m |
| 4000 | 3357 | 2743 | 2309 | 1987 | 1950 | 1738 | 1540 | 1378 | 1243 | 1130 | 1033 | 950 | Kg |

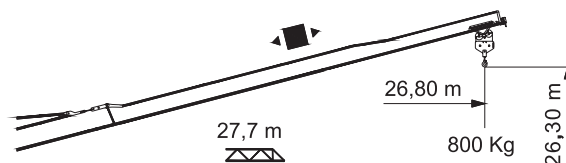
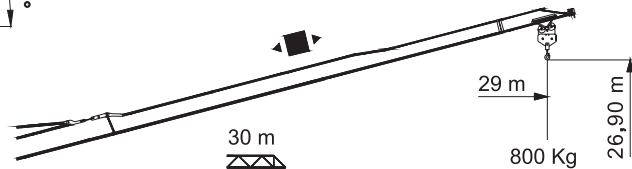
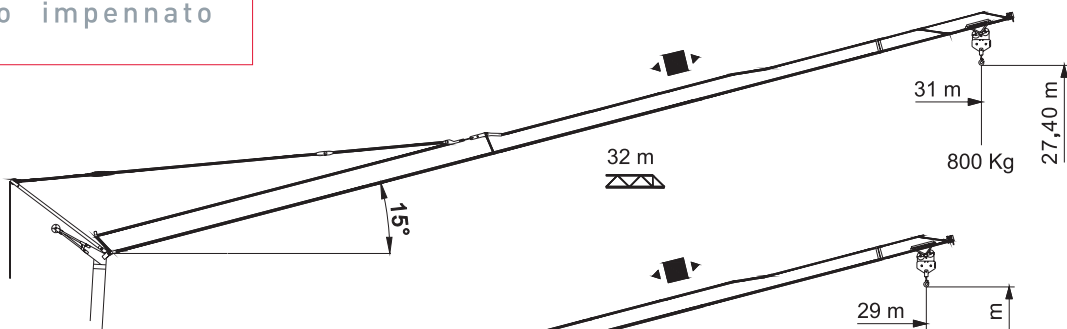
| | | | | | | | |
|-------|------|------|------|------|------|------|----|
| 19,75 | 20 | 22 | 24 | 26 | 28 | 30 | m |
| 2000 | 1970 | 1753 | 1576 | 1430 | 1305 | 1200 | Kg |

| | | | | | | | | | | | | |
|------|------|------|------|------|-------|------|------|------|------|------|------|----|
| 11,3 | 12 | 14 | 16 | 18 | 19,75 | 20 | 22 | 24 | 26 | 28 | 30 | m |
| 4000 | 3691 | 3019 | 2545 | 2192 | 1950 | 1920 | 1703 | 1526 | 1380 | 1255 | 1150 | Kg |

| | | | | | |
|-------|------|------|------|------|----|
| 20,65 | 22,7 | 24,7 | 26,7 | 27,7 | m |
| 2000 | 1783 | 1609 | 1464 | 1400 | Kg |

| | | | | | | | | | | |
|-------|------|------|------|------|-------|------|------|------|------|----|
| 11,75 | 12,7 | 14,7 | 16,7 | 18,7 | 20,65 | 22,7 | 24,7 | 26,7 | 27,7 | m |
| 4000 | 3615 | 2994 | 2546 | 2208 | 1950 | 1733 | 1559 | 1414 | 1350 | Kg |

Flecha izada
Luffing jib
Ausleger in steilstellung
Flèche relevée
Braccio impennato









| | | | |
|------|---|-----|----|
| 32 m | 0 | 31 | m |
| | | 800 | Kg |

| | | | |
|------|---|-----|----|
| 30 m | 0 | 29 | m |
| | | 800 | Kg |







| | | | |
|--------|---|-------|----|
| 27,7 m | 0 | 26,80 | m |
| | | 800 | Kg |





Mecanismos
Mechanisms
Antriebe
Mécanismes
Meccanismi


10 Hp (7.5Kw) 3V
H.B.G. 21m Ø10mm

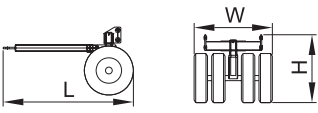
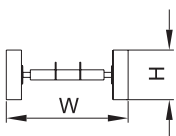
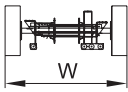
| | |  | | |  | | |
|-----------------------------------------------------------------------------------|-------|-----------------------------------------------------------------------------------|------|------|-------------------------------------------------------------------------------------|-------|------|
|  | m/min | 5 | 20'5 | 41 | 2,5 | 10,25 | 20,5 |
| | Kg | 2000 | 2000 | 1000 | 4000 | 4000 | 2000 |
| | Kw | 1,8 | 7,5 | 7,5 | 1,8 | 7,5 | 7,5 |
|  | m/min | 19 | | 38 | 19 | | 38 |
| | Kg | 2000 | | 2000 | 4000 | | 2000 |
| | Kw | 1,1 | | 2,2 | 1,1 | | 2,2 |
|  | r.p.m | 0,25 | 0,5 | 0,8 | 0,25 | 0,5 | 0,8 |
| | N.m | 30 | | | 30 | | |
|  | Kw | 4 | | | 4 | | |

10Hp (7.5Kw)
H.B.G. 21m Ø10mm

| | |  | | |  | | |
|-----------------------------------------------------------------------------------|-------|-----------------------------------------------------------------------------------|----------|--------|-------------------------------------------------------------------------------------|-----------|--------|
|  | m/min | 0 → 5 | 0 → 20'5 | 0 → 40 | 0 → 2,5 | 0 → 10,25 | 0 → 20 |
| | Kg | 2000 | 2000 | 1000 | 4000 | 4000 | 2000 |
| | Kw | 7,5 | | | 7,5 | | |
|  | m/min | 19 | | 45 | 19 | | 45 |
| | Kg | 2000 | | 2000 | 4000 | | 2000 |
| | Kw | 2,2 | | 2,2 | 2,2 | | 2,2 |
|  | r.p.m | 0,25 | 0,5 | 0,8 | 0,25 | 0,5 | 0,8 |
| | N.m | 30 | | | 30 | | |
|  | Kw | 4 | | | 4 | | |

-  Elevación / Hoisting / Heben / Levage / Sollevamento
-  Distribución / Trolleying / Katzfahren / Distribution / Distributions
-  Orientación / Slewing / Schwenken / Orientation / Rotazione
-  Montaje / Erection / Montage / Montage / Montaggio

| | | | | |
|-------------------------------------------------------------------------------------|----------------|----------------------------|--------|---------------------|
|  | 400 V 50 Hz | INVERTER 400 V 60 Hz | 22 kVA | 4x10mm ² |
|-------------------------------------------------------------------------------------|----------------|----------------------------|--------|---------------------|

| | | L (m) | W (m) | H (m) | Kg |
|---------------------------------------------------------------------------------------------------------------------------------------------------------------------|--------------------------------------------------------------------------------------|-------|-------|-------|-----|
| Eje de transporte delantero Road transport axle front / Transportachse vorne Essieux de transport avant / Asse di trasporto anteriore |  | 2,05 | 1,24 | 1,07 | 440 |
| Eje de transporte trasero / Road transport axle behind / Transportachse hinten / Essieux de transport arrière / Asse di trasporto posteriore |  | 0,89 | 2,40 | 0,89 | 346 |
| Eje de transporte trasero con freno Transportachse hinten mit brense Essieux de transport arrière avec frein Asse di trasporto posteriore con freno |  | 1,25 | 2,40 | 1,35 | 700 |

ESPECIFICACIONES SUJETAS A MODIFICACIONES SIN PREVIO AVISO.

Specifications subject to modification without notice.
Obiges kann ohne berstaendigung geaendert werden.
Specifications susceptibles de modification sans avis préalable.
Specifiche suscettibili di variazioni senza preavviso.

DECLINAMOS TODA RESPONSABILIDAD DERIVADA DE LA INFORMACION PROPORCIONADA.

This information is supplied without liability.
Sämtliche Angaben erfolgen ohne Gewähr.
Ces renseignements sont sans garantie.
Le indicazioni contenute si intendono salvo errori ed omissioni.

SAEZ

CRANES

SAEZ Cranes. Autovía Murcia - San Javier. 30155
Baños y Mendigo . Murcia. Spain
T + 34 968 60 66 00 F + 34 968 60 66 08
saezcranes.com

